DPP1.5N

DIN Rail Terminal Blocks > Push-in Design

Date:2026-06-18



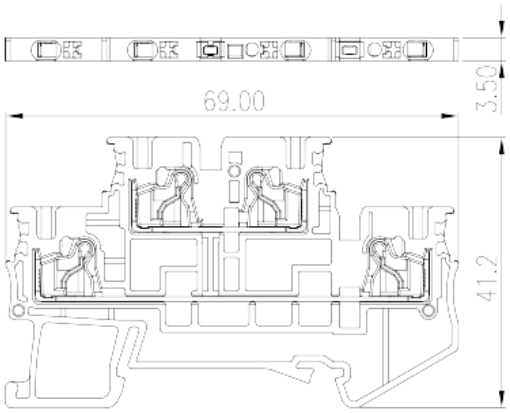

The web catalog is for reference only. Dinkle remains the right of product modification and engineering change of the design.
The final product is made according to engineering drawing.

Product Description

300V, 15A, Beige (default)

General information

Short description	Bi-level Feed-Through Terminal Block, Push-in Design
Category	Bi level Feed Through Terminal Blocks
Color	Beige (default)
Connection method	Push-in Design
Type of locking	Rail Mounting
Length (mm)	69
Width (mm)	3.5
Height (mm)	41.2
Number of positions	≧1P
Level	Double level
Connection points	4

Material information

Insulation material	PA
Insulation material group	I
Flame retardant rating , compliant with UL94	V0

© DINKLE ENTERPRISE CO ,LTD. ALL RIGHT RESERVED

Insulation resistance	≧500MΩ at DC 500V

Connection data-IEC

Rated voltage (V)	500
Rated current (A)	17.5
Rated voltage (III/3)(V)	500
Rated impulse voltage (III/3)(KV)	6
Conductor cross section solid. min (mm²)	0.2
Conductor cross section solid.max (mm²)	1.5
Conductor cross section stranded. min (mm²)	0.2
Conductor cross section stranded. max (mm²)	1.5
Conductor cross section flexible, with min ferrule without plastic sleeve (mm²)	0.25
Conductor cross section flexible, with max ferrule without plastic sleeve (mm²)	1.5
Conductor cross section flexible, with min ferrule with plastic sleeve (mm²)	0.25
Conductor cross section flexible, with max ferrule with plastic sleeve (mm²)	0.75
Slotted screwdriver size (Blade thickness x Width)(mm)	0.4x2.5
Stripping Length (mm)	8~9
Mounting rail	TS-35
End cover plate required	YES
Grounding connections	NO

Connection data-UL

Rated voltage (UL/CUL Group B)(V)	300
Rated current (UL/CUL Group B)(A)	15
Rated voltage (UL/CUL Group C)(V)	300
Rated current (UL/CUL Group C)(A)	15
Min. solid wire connection (AWG) acc. to UL/CUL	26
Max. solid wire connection AWG acc. to UL/CUL	14
Min. stranded wire connection AWG acc. to UL/CUL	26
Max. stranded wire connection AWG acc. to UL/CUL	14

Environment & Safety

Back of the hand protection (YES or NO)	YES

© DINKLE ENTERPRISE CO ,LTD. ALL RIGHT RESERVED

Finger protection (YES or NO)	YES
Operating temperature. max (°C)	120
Operating temperature. min (°C)	-40

UL Recognized

Wire Range (Group B)(AWG)	26~14
Rated voltage (Group B)(V)	300
Rated current (Group B)(A)	15
Wire Range (Group C)(AWG)	26~14
Rated voltage (Group C)(V)	300
Rated current (Group C)(A)	15

CUL Recognized

Wire Range (Group B)(AWG)	26~14
Rated voltage (Group B)(V)	300
Rated current (Group B)(A)	15
Wire Range (Group C)(AWG)	26~14
Rated voltage (Group C)(V)	300
Rated current (Group C)(A)	15

VDE Approval

Wire Range (mm^2)	0.14~1.5
Rated voltage (V)	500
Rated current (A)	17.5

Drawings

© DINKLE ENTERPRISE CO ,LTD. ALL RIGHT RESERVED

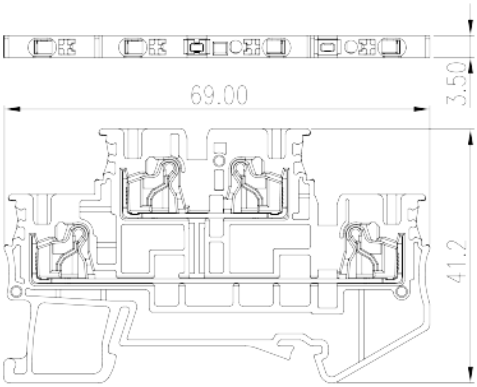

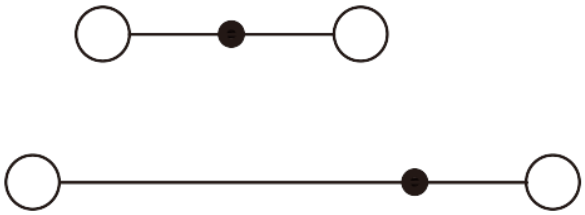

Approvals

Accessories



SS6N
End Bracket
For TS-35, TS-35/15 rails. Beige color. Using UL94-V0 class of insulation material.

TM41LW
Marking Label
For BEST APPLICATION： DP1.5N, DP1.5N-PE, DP1.5N-TN, DP1.5N-TN-PE, DP1.5N-TR, DP1.5N-TR-PE, DPH1.5, DPH1.5-PE, DPP1.5N, DPP1.5N-PV, DPP1.5N-L2PE, DPP1.5N-PE, DPH1.5SG AVAILABLE APPLICATION： AK1.5, AK1.5-PE, AK1.5-TN, AK1.5-TN-PE, AK1.5-TR, AK1.5-TR-PE, AKK1.5 White color. Using UL94-V0 class of insulation material.



SS11
End Bracket
For TS-35, TS-35/15 rails. Beige color. Using UL94-V0 class of insulation material.

0208-E004
Spacer

© DINKLE ENTERPRISE CO ,LTD. ALL RIGHT RESERVED

material.
For DP1.5N Series, DPP1.5N Series Red color. Using UL94-V0 class of insulation

TS-35
DIN-Rail
For DP / DK..N / DK.. / AK / DKB / DKU.. /DKM.. series. Material is iron. Length of 1000mm / 2000mm.

TS-35C
DIN rail end cap
For TS-35 rail. Black color. Using UL94-V2 class of insulation material.

0208-T004
Test Plug
For DP1.5N Series, DPP1.5N Series Red color. Using UL94-V0 class of insulation material.

TM-R100
Continuous Flat Marking Labels

DPP1.5C
End Cover
For DPP1.5 Beige color. Using UL94-V0 class of insulation material.

DSD03-1.5XX
Plug-in bridge
For DP1.5N, DP1.5N-TN, DP1.5N-TR, DP1.5N-PE, DP1.5N-TN-PE, DP1.5N-TR-PE, DPH1.5, DPH1.5-PE, DPH1.5SG, DPP1.5N Series, DPD10-P001, DKD35-P002 Red color. Using UL94-V0 class of insulation material.



SS7N
End Bracket
For TS-35, TS-35/15 rails. Beige color. Using UL94-V0 class of insulation material.

SS4N

© DINKLE ENTERPRISE CO ,LTD. ALL RIGHT RESERVED



End Bracket
For TS-35, TS-35/15 rails. Beige color. Using UL94-V0 class of insulation material.



SS13
End Bracket
For TS-35, TS-35/15 rails. Beige color. Using UL94-V0 class of insulation material.



SS5N
End Bracket
For TS-35, TS-35/15 rails. Beige color. Using UL94-V0 class of insulation material.



SS2N
End Bracket
For TS-35, TS-35/15 rails. Beige color. Using UL94-V0 class of insulation material.

© DINKLE ENTERPRISE CO ,LTD. ALL RIGHT RESERVED